



xcelstor

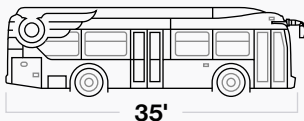
**Battery-Electric | Fuel-Cell Electric | CNG
Hybrid-Electric | Clean Diesel | Trolley-Electric**



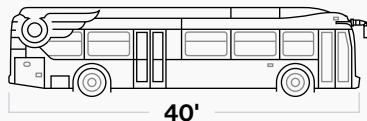
Smart mobility solutions.

New Flyer has been leading innovation in mobility for 90 years, and today supports growing North American cities with sustainable buses, technology, and infrastructure.

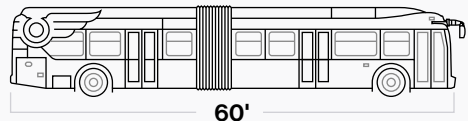
Available in 3 lengths.



35'



40'



60'

Best-in-class features.

Enhanced Safety & Accessibility. SmartRider™ enables kneeling to variable heights and minimizes the slope difference between a low-floor ramp and the bus floor. SmartRider™ ramp achieves a 1:6 slope ratio with a self-leveling feature.



Passenger Capacity

Industry-leading passenger carrying capacity.

35' Xcelsior®
Seated 32 people
Standees 33 people

40' Xcelsior®
Seated 40 people
Standees 43 people

60' Xcelsior®
Seated 61 people
Standees 62 people



Performance

Weighs 8% less than previous models achieved through structure optimization and lighterweight supplier components, leading to improved efficiency and lower operating costs.

Delivers up to 8% fuel savings, reducing overall cost of ownership.

Lowest noise levels in the industry for Xcelsior CHARGE™ battery-electric propulsion.



Low and Zero-Emission Options



Battery-electric buses can save you up to **\$400,000** in fuel costs over its 12-year life.



Hydrogen fuel cell provides **long-range** operations with a fully zero-emission solution.



CNG buses emit **virtually no visible particulate matter** or black soot.



Clean diesel technology reduces particulate emissions by **90%** and NOx emissions by **95%**.



BRT Options

Customize to suit your BRT needs:

- ✓ Street-side exit doors
- ✓ Wider doors
- ✓ Bridge plates or ramps
- ✓ Interior & exterior bike racks
- ✓ Preferred seating layouts
- ✓ Integrated roof line for hybrid and CNG without added weight & cost
- ✓ No visible fasteners
- ✓ Flush windows

Visit newflyer.com/xcelsior to learn more.

Measurements	35'	40'	60'
Length	36' 3" (11.05m) Over bumpers; 35' 5" (10.80m) Over body	41' 0" (12.50m) Over bumpers; 40' 2" (12.24m) Over body	60' 10" (18.54m) Over bumpers; 60' 0" (18.29m) Over body
Width	102" (2.6m)	102" (2.6m)	102" (2.6m)
Roof Height			
Diesel	10' 6" (3.2m) over A/C	10' 6" (3.2m) over A/C	10' 6" (3.2m) over A/C
Hybrid	10' 10" (3.3m) over cooling fans	10' 10" (3.3m) over cooling fans	10' 10" (3.3m) over cooling fans
CNG	11' 1" (3.38m) over roof enclosures	11' 1" (3.38m) over roof enclosures	11' 1" (3.38m) over roof enclosures
Electric	11' 1" (3.38m) over charging rails	11' 1" (3.38m) over charging rails	11' 1" (3.38m) over charging rails
Step Height	14" (356mm)	14" (356mm)	14" (356mm)
Front Step Height (Kneeled)	10" (254mm)	10" (254mm)	10" (254mm)
Interior Height – Floor to Ceiling	79" (2m) Over front and rear axle; 95" (2.4m) Mid-coach	79" (2m) Over front and rear axle; 95" (2.4m) Mid-coach	79" (2m) Over front and rear axle; 95" (2.4m) Mid-coach
Tire Size	305/70R22.5	305/70R22.5	305/70R22.5
Aisle Width	21" to 24" (559mm to 610mm) (varies with seat model)	21" to 24" (559mm to 610mm) (varies with seat model)	22" to 24" (559mm to 610mm) (varies with seat model)
Wheelbase	226.75" (5.8m)	283.75" (7.2m)	229" (5.8m) Front / 293" (7.4m) rear

Propulsion			
Transmission	Allison; Voith and ZF options available Allison hybrid drive; BAE HybriDrive®	Allison; Voith and ZF options available Allison hybrid drive; BAE HybriDrive®	Allison; Voith and ZF options available Allison hybrid drive; BAE HybriDrive®
Engine Options			
Diesel	Cummins L9	Cummins L9	Cummins L9
Hybrid	Cummins B6.7	Cummins B6.7	Cummins L9
CNG	Cummins L9 CNG	Cummins L9 CNG	Cummins L9 CNG
Electric	Siemens 1DB2016 or 1DB2020 Electric Drive System	Siemens 1DB2016 or 1DB2020 Electric Drive System	Siemens 1DB2016 or 1DB2020 Electric Drive System ZF AVE130 In-Wheel Motor Center Drive Axle

Passenger Capacity (With wheelchair barrier protection)			
Seats	Up to 32	Up to 40	Up to 61 (with one exit door)
Standees	Up to 33	Up to 43	Up to 62 (with one exit door)

Accessibility			
Doors	2	2	2 or 3 (option for up to 5 doors)
Wheelchair Accessibility	32" (813mm) wide, 1:6 slope NFIL or SmartRider™ ramp, front door	32" (813mm) wide, 1:6 slope NFIL or SmartRider™ ramp, front door	32" (813mm) wide, 1:6 slope NFIL or SmartRider™ ramp, front door
Wheelchair Locations	2 - Front location, rear location also available (other options available)	2 - Front location, rear location also available (other options available)	2 - Front location, rear location also available (other options available such as bridge plates)

Weight (Approximate weights; *Varies with ESS configuration)			
Curb Weight			
Diesel	24,500 lb (11,113 kg)	27,750 lb (12,587 kg)	40,765 lb (18,490 kg)
Hybrid	27,000 lb (12,247 kg)	29,100 lb (13,200 kg)	42,100 lb (19,096 kg)
CNG	27,000 lb (12,247 kg)	29,600 lb (13,426 kg)	43,300 lb (19,640 kg)
Electric	29,300 lb (13,290 kg)*	30,500 lb (13,835 kg)*	45,500 lb (20,638 kg)*

Approach Angle			
Approach/Departure/Breakover Angles	9°/9°/12°	9°/9°/9°	9°/9°/12° (front) 9° (back)

Turning Radius			
(Body, with aluminum wheels; *Varies with wheel type)			
Turning Radius	39' (11.9m)*	44' (13.4m)*	44' (13.4m)*

Main Components			
Floor	Composite at rear interior step, ACQ Plywood remainder (dB Ply used on upper deck). Tarabus, Altro, RCA	Composite at rear interior step, ACQ Plywood remainder (dB Ply used on upper deck). Tarabus, Altro, RCA	Composite at rear interior step, ACQ Plywood remainder (dB Ply used on upper deck). Tarabus, Altro, RCA
Electrical System	Parker Vansco	Parker Vansco	Parker Vansco
Cooling System	Electric cooling fans (EMP, Modine)	Electric cooling fans (EMP, Modine)	Electric cooling fans (EMP, Modine)
Fuel Tank	Polyethylene fuel tanks: 100 gallon (379 L); 125 gallon (473 L); Stainless steel tanks: 100 gallon (379 L) 125 gallon (473 L)	Polyethylene fuel tanks: 100 gallon (379 L); 125 gallon (473 L); Stainless steel tanks: 100 gallon (379 L) 125 gallon (473 L)	Polyethylene fuel tanks: 100 gallon (379 L); 125 gallon (473 L); Stainless steel tanks: 100 gallon (379 L) 125 gallon (473 L)
HVAC			
Diesel	Thermo King RLF or RLFEA Series System	Thermo King RLF or RLFEA Series System	Thermo King RLF or RLFEA Series System (front & rear)
Hybrid	Thermo King RLF Series System	Thermo King RLF Series System	Thermo King RLF or RLFEA Series System (front & rear)
CNG	Thermo King TE15 or TEA15	Thermo King TE15 or TEA15	Thermo King RLF (front) TE15 (rear)
Electric	Thermo King TE15	Thermo King TE15	Thermo King RLFE (front) TE15 (rear)
Axles	MAN VOK 07 Front disc brakes; MAN HY-1350 Rear disc brakes; Single reduction axle	MAN VOK 07 Front disc brakes; MAN HY-1350 Rear disc brakes; Single reduction axle	MAN VOK 07 Front disc brakes; ZF AVN 132 Center disc brake; MAN HY-1350 Rear disc brakes; ZF AVN132 center-drive axle (electric)

xcelstor[®]

newflyer.com/xcelstor



VIC | VEHICLE INNOVATION CENTER

Learn more about this technology at the Vehicle Innovation Center
newflyer.com/vic